

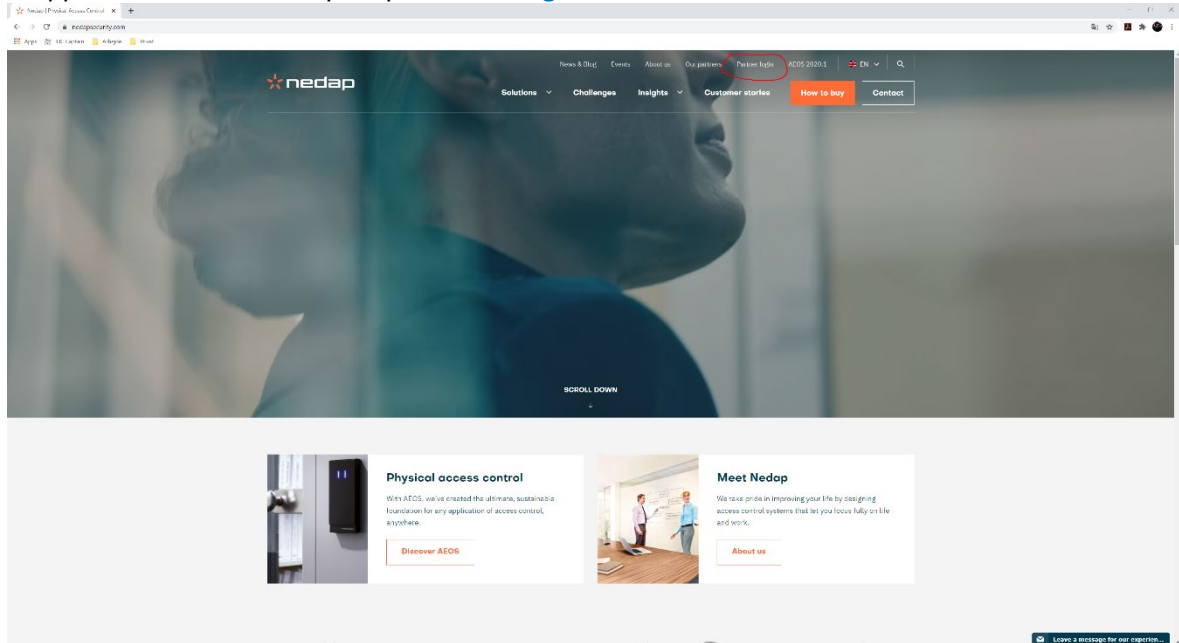
Vejledning

Dokument:

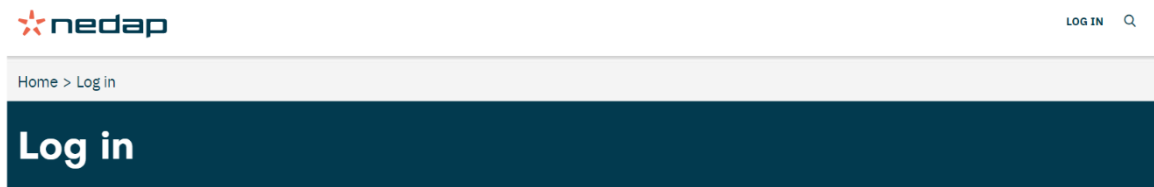
Dato: 2020-10-28

Gå til hjemmesiden www.nedapsecurity.com

I toppen af siden skal du trykke på **Partner login**

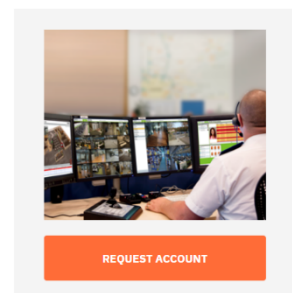


Indtast login oplysninger og tryk derefter **LOG IN**

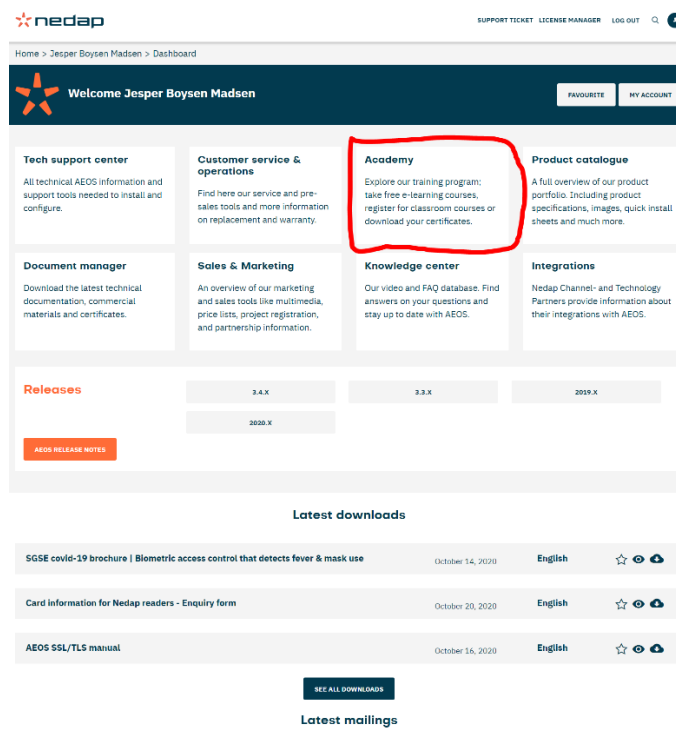


Our portal gives Nedap Security Management partners direct access to a central resource for technical and commercial information, software, firmware, (online) training, newsletters, support on products and other personalised services.

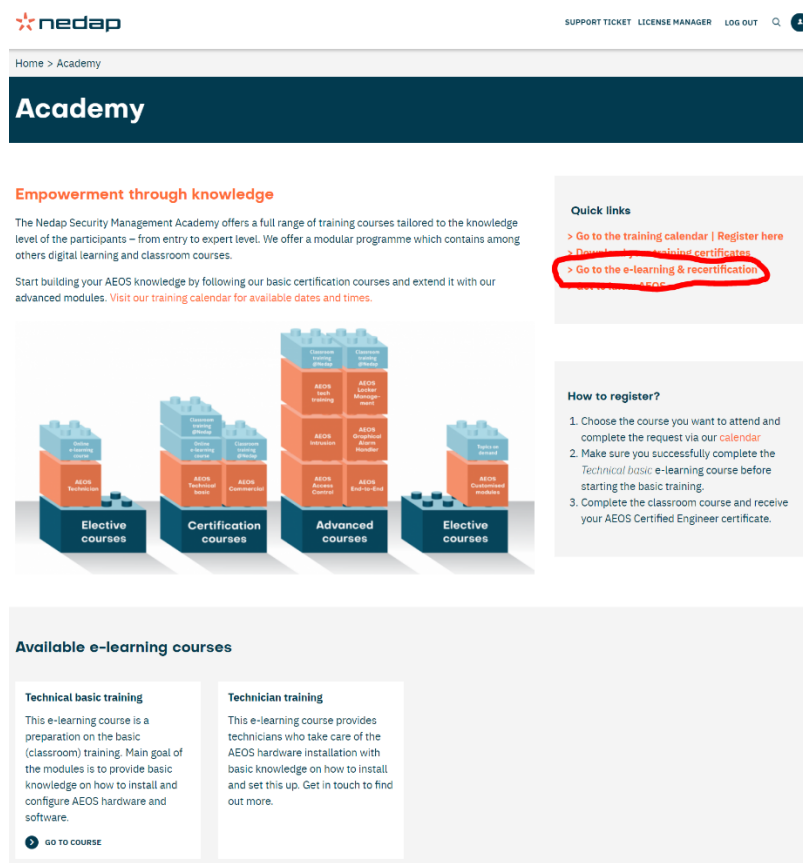
[Forgot Password?](#)



Tryk på Academy



Tryk herefter på Go to the e-learning & recertification



Empowerment through knowledge

The Nedap Security Management Academy offers a full range of training courses tailored to the knowledge level of the participants – from entry to expert level. We offer a modular programme which contains among others digital learning and classroom courses.

Start building your AEOS knowledge by following our basic certification courses and extend it with our advanced modules. Visit our training calendar for available dates and times.

Quick links

- > Go to the training calendar | Register here
- > Download your training certificate
- > Go to the e-learning & recertification

How to register?

1. Choose the course you want to attend and complete the request via our [calendar](#)
2. Make sure you successfully complete the *Technical basic* e-learning course before starting the classroom training.
3. Complete the classroom course and receive your AEOS Certified Engineer certificate.

Available e-learning courses

Technical basic training

This e-learning course is a preparation on the basic (classroom) training. Main goal of the modules is to provide basic knowledge on how to install and configure AEOS hardware and software.


[GO TO COURSE](#)

Technician training

This e-learning course provides technicians who take care of the AEOS hardware installation with basic knowledge on how to install and set this up. Get in touch to find out more.


Tryk på [AEOS technical basic training | Preparation on classroom course](#)

My Courses ☰



AEOS technical basic training | Preparation on classroom course

100% Complete



AEOS hardware technician training

These modules provide technicians who only look after the AEOS hardware installation with basic knowledge on how to install and setup AEOS hardware.

66% Complete

Start med modul 1, derefter modul 2 og modul 3 og afslut med med Final exam.
Under hvert modul og exam skal du vælge hvilket sprog du ønsker. Du kan vælge mellem engelsk, fransk eller tysk.

AEOS technical basic training | Preparation on classroom course

[Dashboard](#) / [My courses](#) / [AEOS technical basic training](#) | [Preparation on classroom course](#)

Module 1 - AEOS Blue hardware

Your progress 

This module takes you on a tour through the Nedap HQ. You will pass several secured areas and learn more about the AEOS Blue hardware and its possibilities. Available languages: English, French, German.

- | | |
|---|-------------------------------------|
| <input checked="" type="checkbox"/> English | <input checked="" type="checkbox"/> |
| <input checked="" type="checkbox"/> French | <input type="checkbox"/> |
| <input checked="" type="checkbox"/> German | <input type="checkbox"/> |

Module 2 - AEOS Blue hardware and software interaction

This module does focus on the link between our hardware and software. By picturing both, the hardware around a door and the software components, it will become clear how the behavior of a door can be determined. Available languages: English, French, German.

- | | |
|---|-------------------------------------|
| <input checked="" type="checkbox"/> English | <input checked="" type="checkbox"/> |
| <input checked="" type="checkbox"/> French | <input type="checkbox"/> |
| <input checked="" type="checkbox"/> German | <input type="checkbox"/> |

Module 3 - AEOS Blue software

This module does focus on the AEOS software. By explaining the individual software elements and tools, the flexibility and strength of our AEOS software will soon become clear. Available languages: English, French, German.

- | | |
|---|-------------------------------------|
| <input checked="" type="checkbox"/> English | <input checked="" type="checkbox"/> |
| <input checked="" type="checkbox"/> French | <input type="checkbox"/> |
| <input checked="" type="checkbox"/> German | <input type="checkbox"/> |

Final exam - AEOS technical basic

Successful completion of the final exam is required in order to participate in the classroom training. Available languages: English, French, German.

- | | |
|--|-------------------------------------|
| <input checked="" type="checkbox"/> Final assignment - English | <input checked="" type="checkbox"/> |
| <input checked="" type="checkbox"/> Final assignment - German | <input type="checkbox"/> |
| <input checked="" type="checkbox"/> Final assignment - French | <input type="checkbox"/> |