

> PRIVA BLUE ID S-LINE ST

Termination module

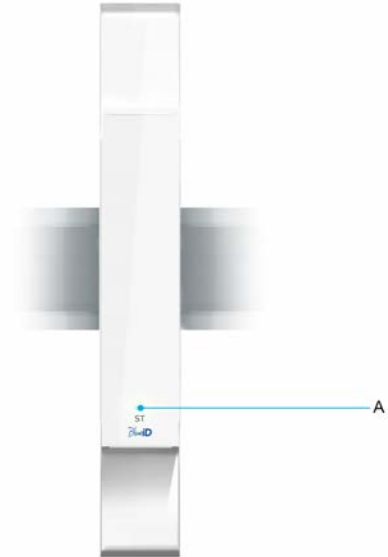


An Priva Blue ID S-Line ST Termination module can easily be slid onto the base of the last I/O module or controller. The system does not work without this module.

Characteristics

- termination
- shielding of connector on last I/O module or controller
- 24 V system power supply monitoring
- LED for status of module

Clear indication



Legend

A	LED for status of module
---	--------------------------

LED for status of module

The LED shows the status of the module. The LED is on continuously when the module is working correctly. If not, and in special circumstances, the LED flashes.

ST module specifications

General	
Article description	Priva Blue ID S-Line ST Termination module
Article number	5010050 (V02:08 and higher)
Dimensions (XYZ) ¹	161.5 x 23.4 x 57.6 mm (6.36 x 0.92 x 2.27 inches)
Weight	60 grams
Maximum power consumption	0.3 W
Typical power dissipation ²	0.3 W
MTBF ³	29,000,000 hours
Accuracy of internal temperature measurement	± 2 °C
Indication	green LED for status of module
Installation	clicks onto DIN rail
Material	mixture of polycarbonate and ABS

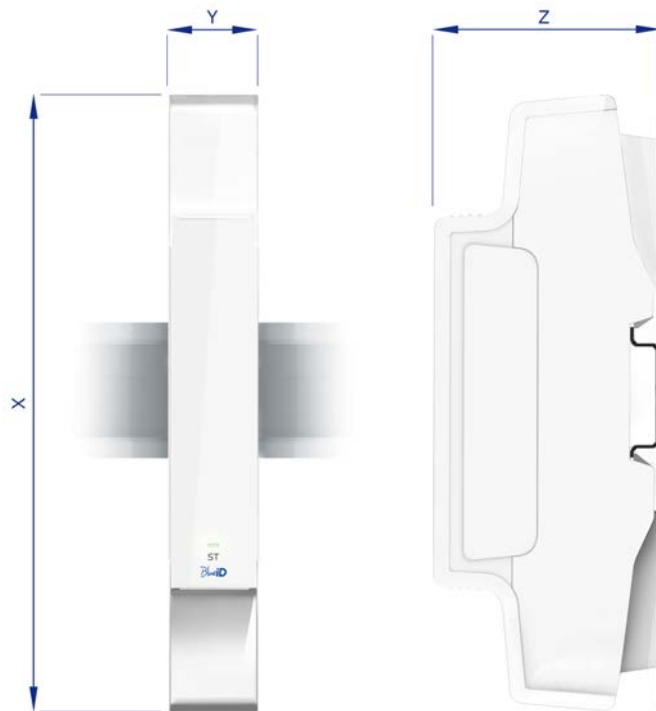
¹ Excluding 1.1 mm room between the modules

² Dissipation under the following conditions:

- I/O load of 50%
- Energy saving mode on (LEDs off)

³ The MTBF is calculated according to the *Telcordia SR-332 standard Issue 2* under the following conditions:

- ambient temperature: 35 ... 50 °C
- supply voltage: 24 VDC
- time in operation per day: 24 hours
- reliability level: 60 %







General specifications of controllers, modules and bases

Housing	
IP code	IP30 (IEC 60529)
Flammability class	V-0 (UL 94)
Recycle code	7
Colour	release surfaces of module and DIN rail release: blue (RAL5013) other parts: white (RAL9003)
Device type	open device, for use in a pollution degree 2 environment

Installation and connection	
Installation	<p>in control panel:</p> <ul style="list-style-type: none"> • accessible to authorized personnel only • can be clicked onto the DIN rail that is positioned horizontally or vertically on the mounting plate <p>Note: The controller, SC module and SN module may only be mounted horizontally.</p> <p>in panel door integration in control panel:</p> <ul style="list-style-type: none"> • accessible to authorized personnel only • can be clicked onto the DIN rail that is positioned horizontally on the mounting plate
DIN-rail type	35 x 7.5 mm (height x depth), in accordance with IEC 60715
Maximum width of I/O modules, bus extension modules and controller	20 mm

Environment	
Permitted temperature inside control cabinet during normal operation with horizontally mounted modules only (without airflow)	0 ... 50 °C
Permitted temperature inside control cabinet during normal operation with vertically mounted modules only (without airflow)	0 ... 35 °C
Permitted temperature during transport and storage	-20 ... 70 °C
Permitted relative ambient humidity	10 % ... 95 % (non-condensing)
Shock and vibration resistance	IEC 61131-2
Installation category	II

Legislation and standards		
Canada / USA		<ul style="list-style-type: none"> • UL 508:2005 (industrial control equipment) • UL 916:2007 (energy management equipment) • UL 61010-1:2004 (measurement and control equipment) • CSA C22.2 No 14-10: 2011 (industrial control equipment) • CSA C22.2 No 205-12: 2012 (signal equipment) • CSA C22.2 No 61010-1-04 (measurement and control equipment)
	EMC	<ul style="list-style-type: none"> • complies with 47 CFR Part 15 Subpart B, Class B (FCC Rules) Operation is subject to the following two conditions: <ol style="list-style-type: none"> 1. This system may not cause harmful interference. 2. This system must accept any interference received, including interference that may cause undesired operation. • ISM-system, complies with Canadian ICES-001
Europe		<ul style="list-style-type: none"> • Low voltage directive 2006/95/CE: <ul style="list-style-type: none"> • EN 61010-1:2010 (measurement and control equipment) • EMC directive 2004/108/EC: <ul style="list-style-type: none"> • EN 61326-1:2006 (measurement and control equipment) • EN 61000-6-2:2005 (generic immunity standard) • EN 61000-6-3:2007 (generic emission standard) • RoHS directive 2011/65/EU
		complies with the WEEE directive 2002/96/EC
International		<ul style="list-style-type: none"> • The Priva Blue ID S10 Controller is BTL registered at BACnet International. • The Priva Blue ID S10 Controller is BACnet certified in accordance with ISO 16484-5/6. • Priva is a member of the BACnet Interest Group Europe.

Europe Office:
Priva
Zijlweg 3
P.O. Box 18
2678 ZG
De Lier
The Netherlands
www.priva.com
sales.building@priva.nl

UK Office:
Priva UK Ltd.
34 Clarendon Road

Watford WD17 1JJ
United Kingdom
www.priva.co.uk
sales@priva.co.uk

Canada Office:
Priva North America Inc.
3468 South Service Road
Vineland Station

Ontario LOR 2E0
Canada
www.priva.ca
contact.priva@priva.ca

Your Priva partner:

